


Name of the Company: **RAJAPALAYAM MILLS LIMITED**Scrip Code, Name of the scrip, class of security: **Madras Stock Exchange Ltd - "RAJAPALAYA" / Bombay Stock Exchange Ltd - "532503", Equity Shares**Quarter ended: **30-06-2013****Statement Showing Shareholding Pattern**

Category code	Category of Shareholder	Number of Share holders	Table (I)(a)				Shares Pledged or otherwise encumbered	
			Total number of shares	Number of shares held in dematerialized form	Total shareholding as a percentage of total number of shares		Number of shares	As a percentage
					As a percentage of (A+B) ¹	As a percentage of (A+B+C)		
(I)	(II)	(III)	(IV)	(V)	(VI)	(VII)	(VIII) = (VII) / (IV) * 100	
(A)	Shareholding of Promoter and Promoter Group²							
1	Indian							
(a)	Individuals/ Hindu Undivided Family	9	2014760	2014760	27.31	27.31		
(b)	Central Government/ State Government(s)				0.00	0.00		
(c)	Bodies Corporate	6	1905440	1905440	25.83	25.83		
(d)	Financial Institutions/ Banks				0.00	0.00		
(e)	Any Others(Specify)				0.00	0.00		
	Sub Total(A)(1)	15	3920200	3920200	53.15	53.15		
2	Foreign							
a	Individuals (Non-Residents Individuals/ Foreign Individuals)				0.00	0.00		
b	Bodies Corporate				0.00	0.00		
c	Institutions				0.00	0.00		
d	Any Others(Specify)				0.00	0.00		
	Sub Total(A)(2)	0	0	0	0.00	0.00		
	Total Shareholding of Promoter and Promoter Group (A)= (A)(1)+(A)(2)	15	3920200	3920200	53.15	53.15		
(B)	Public shareholding							
1	Institutions							
(a)	Mutual Funds/ UTI				0.00	0.00		
(b)	Financial Institutions / Banks	3	2060	200	0.03	0.03		
(c)	Central Government/ State Government(s)				0.00	0.00		
(d)	Venture Capital Funds				0.00	0.00		
(e)	Insurance Companies				0.00	0.00		
(f)	Foreign Institutional Investors				0.00	0.00		
(g)	Foreign Venture Capital Investors				0.00	0.00		
(h)	Qualified Foreign Investor				0.00	0.00		
(i)	Any Other (specify)				0.00	0.00		
	Sub-Total (B)(1)	3	2060	200	0.03	0.03		
B 2	Non-institutions							
(a)	Bodies Corporate	164	189191	156571	2.56	2.56		
(b)	Individuals				0.00	0.00		
I	Individuals -i. Individual shareholders holding nominal share capital up to Rs 1 lakh	4927	1733629	1161504	23.50	23.50		
II	ii. Individual shareholders holding nominal share capital in excess of Rs. 1 lakh.	59	1531080	1013560	20.76	20.76		
(c)	Qualified Foreign Investor				0.00	0.00		
(d)	Any Other (specify)				0.00	0.00		
	Sub-Total (B)(2)	5150	3453900	2331635	46.83	46.83		
(B)	Total Public Shareholding (B)= (B)(1)+(B)(2)	5153	3455960	2331835	46.85	46.85		
	TOTAL (A)+(B)	5168	7376160	6252035	100.00	100.00		
(C)	Shares held by Custodians and against which Depository Receipts have been issued							
1	Promoter and Promoter Group					0.00		
2	Public					0.00		
	Sub-Total (C)	0	0	0	0	0		
	GRAND TOTAL (A)+(B)+(C)	5168	7376160	6252035	100.00	100.00		



Introductory sub-table (I)(a)


Name of the Company: RAJAPALAYAM MILLS LIMITED			
Scrip Code, Name of the scrip, class of security: Madras Stock Exchange Ltd - "RAJAPALAYA" / Bombay Stock Exchange Ltd - "532503", Equity Shares			
Quarter ended: 30-06-2013			
Partly paid-up shares:-	No. of partly paid-up shares	As a % of total no. of partly paid-up shares	As a % of total no. of shares of the company
Held by promoter/promoter group	0	0	0
Held by public		0	0
Total - D	0	0	0
Outstanding convertible securities:-	No. of outstanding securities	As a % of total no. of outstanding convertible securities	As a % of total no. of shares of the company, assuming full conversion of the convertible securities
Held by promoter/promoter group		0	0
Held by public		0	0
Total - E	0	0	0
Warrants:-	No. of warrants	As a % of total no. of warrants	As a % of total no. of shares of the company, assuming full conversion of warrants
Held by promoter/promoter group		0	0
Held by public		0	0
Total - F	0	0	0
Total paid-up capital of the company, assuming full conversion of warrants and convertible securities			
Sr.No	Notes		
1			
2			
3			
4			
5			
6			
7			
8			
9			



(I)(b) **Statement showing holding of securities (including shares, warrants, convertible securities) of persons belonging to the category "Promoter and Promoter Group"**

Sr. No.	Name of the shareholder	Details of Shares held		Encumbered shares (*)			Details of warrants		Details of convertible securities		Total shares (including underlying shares assuming full conversion of warrants and convertible securities) as a % of diluted share capital
		Number of shares held	As a % of grand total (A) +(B) +(C)	No.	As a percentage	As a % of grand total (A)+(B)+(C) of sub-clause (I)(a)	Number of warrants held	As a % total number of warrants of the same class	Number of convertible securities held	As a % total number of convertible securities of the same class	
(I)	(II)	(III)	(IV)	(V)	$(VI)=(V)/(III)*100$	(VII)	(VIII)	(IX)	(X)	(XI)	(XII)
1	P R RAMASUBRAHMANEYA RAJHA	988792	13.41		0.00	0.00	0	0	0	0	13.41
2	P.R. VENKETRAMA RAJA	744560	10.09		0.00	0.00	0	0	0	0	10.09
3	P V ABINAV RAMASUBRAMANIAM RAJA	98160	1.33		0.00	0.00	0	0	0	0	1.33
4	RAMACHANDRA RAJA CHITTAMMAL	82628	1.12		0.00	0.00	0	0	0	0	1.12
5	P.V. NIRMALA	2720	0.04		0.00	0.00	0	0	0	0	0.04
6	NALINA RAMALAKSHMI	6720	0.09		0.00	0.00	0	0	0	0	0.09
7	SARADHA DEEPA	10960	0.15		0.00	0.00	0	0	0	0	0.15
8	P V SRISANDHYA	16560	0.22		0.00	0.00	0	0	0	0	0.22
9	R SUDARSANAM .	63660	0.86		0.00	0.00	0	0	0	0	0.86
10	RAMCO INDUSTRIES LIMITED	847360	11.49		0.00	0.00	0	0	0	0	11.49
11	THE RAMARAJU SURGICAL COTTON MILLS LTD.	300200	4.07		0.00	0.00	0	0	0	0	4.07
12	SRI VISHNU SHANKAR MILL LTD.	29740	0.40		0.00	0.00	0	0	0	0	0.40
13	RAMCO MANAGEMENT PRIVATE LIMITED	2040	0.03		0.00	0.00	0	0	0	0	0.03
14	SANDHYA SPINNING MILL LTD	500	0.01		0.00	0.00	0	0	0	0	0.01
15	MADRAS CEMENTS LTD	725600	9.84		0.00	0.00	0	0	0	0	9.84
TOTAL		3920200	53.15	0	0.00	0.00	0	0	0	0	53.15

(*) The term "encumbrance" has the same meaning as assigned to it in regulation 28(3) of the SAST Regulations, 2011



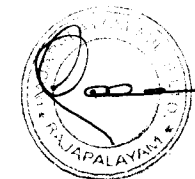
(I)(c)(i) Statement showing holding of securities (including shares, warrants, convertible securities) of persons belonging to the category "Public" and holding more than 1% of the total number of shares

Sr. No.	Name of the shareholder	Number of shares held	Shares as a percentage of total number of shares {i.e., Grand Total (A)+(B)+(C) indicated in Statement at para (I)(a) above}	Details of warrants		Details of convertible		Total shares (including underlying shares assuming full conversion of warrants and convertible securities)
				Number of warrants held	As a % total number of warrants of the same class	Number of convertible securities held	% w.r.t total number of convertible securities of the same class	
1	SRI -LA-SRI SHANMUKA DESIKA GNANASAMBANDA	102400	1.39					1.39
2	GOVINDLAL M PARIKH	164691	2.23					2.23
TOTAL		267091	3.62	0	0	0	0	3.62

(I)(c)

(ii) Statement showing holding of securities (including shares, warrants, convertible securities) of persons (together with PAC) belonging to the category "Public" and holding more than 5% of the total number of shares of the company

Sr. No.	Name(s) of the shareholder(s) and the Persons Acting in Concert (PAC) with them	Number of shares	Shares as a percentage of total number of shares {i.e., Grand Total (A)+(B)+© indicated in Statement at para (I)(a) above}	Details of warrants		Details of convertible		Total shares (including underlying shares assuming full conversion of warrants and convertible securities) as a % of diluted share capital
				Number of warrants	As a % total number of warrants of the same class	Number of convertible securities held	% w.r.t total number of convertible securities of the same class	
----- NIL -----								



(I)(d) Statement showing details of locked-in shares

Sr. No.	Name of the shareholder	Number of locked-in shares	Locked-in shares as a percentage of total number of shares {i.e., Grand Total (A)+(B)+(C) indicated in Statement at para (I)(a) above}
1	P R RAMASUBRAHMANEYA RAJHA	351000	4.76
TOTAL		351000	4.76

(II)(a) Statement showing details of Depository Receipts (DRs)

Sr. No.	Type of outstanding DR (ADRs, GDRs, SDRs, etc.)	Number of outstanding DRs	Number of shares underlying outstanding DRs	Shares underlying outstanding DRs as a percentage of total number of shares {i.e., Grand Total (A)+(B)+(C) indicated in Statement at para (I)(a) above}
----- NIL -----				

(II)(b) Statement showing holding of Depository Receipts (DRs), where underlying shares held by "promoter/promoter group" are in excess of 1% of the total number of shares

Sr. No.	Name of the DR Holder	Type of outstanding DR (ADRs, GDRs, SDRs, etc.)	Number of shares underlying outstanding DRs	Shares underlying outstanding DRs as a percentage of total number of shares {i.e., Grand Total (A)+(B)+(C) indicated in Statement at para (I)(a) above}
----- NIL -----				

